



# Sustainable MPS Growth

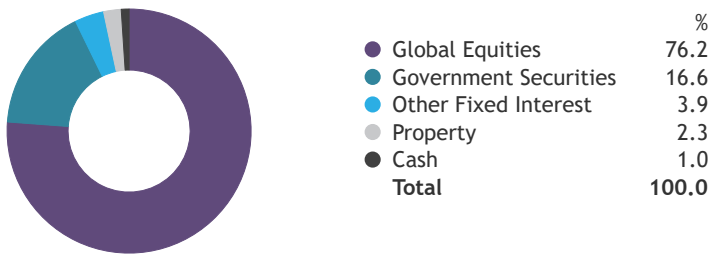
Portfolio Date: 2/28/2025

## Portfolio Objective & Strategy

The Sustainable Model Portfolio Service (MPS) Growth portfolio aims to optimise total returns (capital and income). It uses a wide range of assets, including an allocation to equities typically ranging between 60% to 85%. It is suitable for investors who wish to invest globally, with a preference to incorporate a focus on environmental and social factors. Arbuthnot Latham manage the portfolio by tactically adjusting the asset allocation in response to the future outlook for markets and opportunities in sustainable investing.

## Asset Allocation\*\*

Portfolio Date: 2/28/2025



## Key Information\*

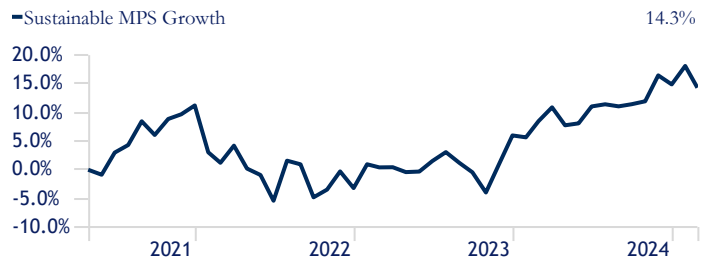
Inception Date	4/30/2021
Currency	Pound Sterling
12 Month Yield	1.0%

The model is available on a range of other platforms where performance, charges and underlying holdings may vary. Please refer to your preferred platform for the latest information on charges and total underlying fund costs.

## 12-Month Rolling Performance

Period From - To	Sustainable MPS Growth
3/1/2022 - 2/28/2023	-0.8%
3/1/2023 - 2/29/2024	8.0%
3/1/2024 - 2/28/2025	5.4%

## Performance



Past performance is not a reliable indicator of future results. Performance is shown net of underlying investment costs and does not include any fees paid to Arbuthnot Latham, the professional adviser or platform.

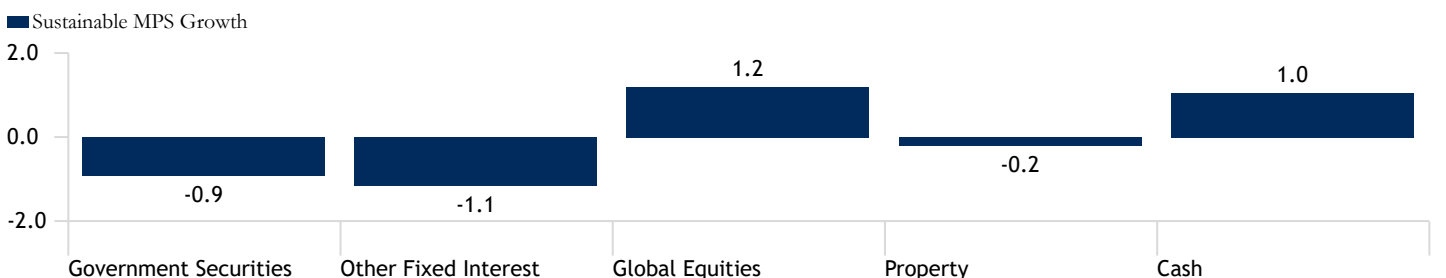
\*The Sustainable MPS was launched on 12 September 2022 and does not have historic performance data. Key information and performance recorded above is based upon Arbuthnot Latham Sustainable Portfolio Service (SPS) since its inception, which maintains the same objectives, risk profile and asset allocation as the Sustainable MPS. Our analysis shows that historic risk and returns of the Sustainable MPS would not have differed meaningfully from the actual risk and returns of the SPS.

Performance data and top-ten holdings from 12 September 2022 will vary depending on the platform service due to the differing availability of investments on different platforms, which may not be represented on this factsheet.

\*\*Asset allocation figures may not always add up to 100% due to rounding.

\*\*\*Other may include investments in commodities, infrastructure and similar specialist alternatives.

## Tactical Asset Allocation Relative to Strategic Asset Allocation



# Sustainable MPS Growth

## Top 10 Holdings (%)

	Weight %
iShares MSCI USA SRI ETF USD Acc	28.7
Brown Advisory US Sust Gr GBP B Inc	17.9
iShares Global Govt Bond ETF GBP H Dist	13.1
Stewart Inv Asia Pac All Cap B GBP Acc	5.5
FP WHEB Sustainability Impact C	4.7
Ninety One Global Environment K	4.5
Comgest Growth Europe ex UK GBP SU Acc	4.3
HSBC Japan Sustainable Equity ETF	3.6
iShares MSCI EM SRI ETF USD Acc	2.7
Schroder Global Cities Real Estt Z £InCH	2.3

## Risk Rating



## Further Information & Contact Details

Please scan this code to be directed to our website for further information about Arbuthnot Latham and our services, or contact us:

w: [arbuthnotlatham.co.uk](http://arbuthnotlatham.co.uk)  
t: +44 (0)20 7012 2873  
e: [adviser\\_services@arbuthnot.co.uk](mailto:adviser_services@arbuthnot.co.uk)



## Important Information

We cannot guarantee zero exposure to any particular industry (due to subjectivity and measurement variations). We seek to minimise exposure to industries we believe to be the most harmful and which do not align with our own sustainable values.

The value of investments, and the income from them can fall as well as rise, and may be affected by exchange rate fluctuations. Investors could get back less than they invest. Past performance is not a reliable indicator of future results.

The tax treatment of investments depends upon individual circumstances and may be subject to change.

This document should be considered a marketing communication. It has not been prepared in accordance with legal requirements designed to promote the independence of investment research. It is for information purposes only and does not constitute advice, a solicitation, recommendation or an offer to buy or sell any security or other investment or banking product or service.

This document is correct as at the date of writing and is valid for a period of one month from the portfolio date stated on the document.

This document may not be reproduced, distributed, or published without prior consent from Arbuthnot Latham & Co., Limited.

Arbuthnot Latham & Co., Limited is authorised by the Prudential Regulation Authority and regulated by the Financial Conduct Authority and the Prudential Regulation Authority. Arbuthnot Latham & Co., Limited is on the Financial Services Register under Firm Reference Number 143336. Registered office: Arbuthnot House, 20 Finsbury Circus, London EC2M 7EA. Registered in England and Wales No. 819519.